




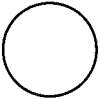

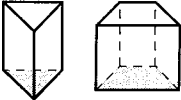






ISTEP+ Grade 9 and GQE Mathematics Reference Sheet

Shape		Formulas for Area (A) and Circumference (C)	
Triangle		$A = \frac{1}{2}bh = \frac{1}{2} \times \text{base} \times \text{height}$	
Rectangle		$A = lw = \text{length} \times \text{width}$	
Trapezoid		$A = \frac{1}{2}(b_1 + b_2) \times h = \frac{1}{2} \times \text{sum of bases} \times \text{height}$	
Parallelogram		$A = bh = \text{base} \times \text{height}$	
Square		$A = s^2 = \text{side} \times \text{side}$	
Circle		$A = \pi r^2 = \pi \times \text{square of radius}$ $C = 2\pi r = 2 \times \pi \times \text{radius}$ $\pi \approx 3.14 \text{ or } \frac{22}{7}$	
Figure		Formulas for Volume (V) and Surface Area (SA)	
Rectangular Prism		$V = lwh = \text{length} \times \text{width} \times \text{height}$ $SA = 2lw + 2hw + 2lh$ $= 2(\text{length} \times \text{width}) + 2(\text{height} \times \text{width}) + 2(\text{length} \times \text{height})$	
General Prisms		$V = Bh = \text{area of base} \times \text{height}$ $SA = \text{sum of the areas of the faces}$	
Cylinder		$V = \pi r^2 h = \pi \times \text{square of radius} \times \text{height}$ $SA = 2\pi r^2 + 2\pi rh$ $= 2 \times \pi \times \text{square of radius} +$ $2 \times \pi \times \text{radius} \times \text{height}$	$\pi \approx 3.14$ or $\pi \approx \frac{22}{7}$
Sphere		$V = \frac{4}{3} \pi r^3 = \frac{4}{3} \times \pi \times \text{cube of radius}$ $SA = 4\pi r^2 = 4 \times \pi \times \text{square of radius}$	
Right Circular Cone		$V = \frac{1}{3} \pi r^2 h = \frac{1}{3} \times \pi \times \text{square of radius} \times \text{height}$	
Regular Pyramid		$V = \frac{1}{3} Bh = \frac{1}{3} \times \text{area of base} \times \text{height}$	

DO NOT WRITE HERE

DO NOT WRITE HERE

Equation of a Line

Slope-Intercept Form:

$$y = mx + b$$

where m = slope and b = y -intercept

Point-Slope Form:

$$y - y_1 = m(x - x_1)$$

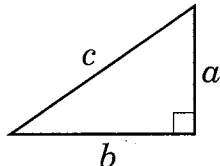
where m = slope and (x_1, y_1) is a point on a line

Slope of a Line

Let (x_1, y_1) and (x_2, y_2) be two points in the plane.

$$\text{slope} = \frac{\text{change in } y}{\text{change in } x} = \frac{y_2 - y_1}{x_2 - x_1} \text{ where } x_2 \neq x_1$$

Pythagorean Theorem



$$a^2 + b^2 = c^2$$

Distance Formula

$$d = rt$$

where d = distance, r = rate, and t = time

Temperature Formulas

$$^{\circ}\text{C} = \frac{5}{9}(\text{F} - 32)$$

$$^{\circ}\text{Celsius} = \frac{5}{9} \times (^{\circ}\text{Fahrenheit} - 32)$$

$$^{\circ}\text{F} = \frac{9}{5}\text{C} + 32$$

$$^{\circ}\text{Fahrenheit} = \frac{9}{5} \times ^{\circ}\text{Celsius} + 32$$

Simple Interest Formula

$$i = prt$$

where i = interest, p = principal,

r = rate, and t = time

Quadratic Formula

$$x = \frac{-b \pm \sqrt{b^2 - 4ac}}{2a}$$

where $ax^2 + bx + c = 0$, $a \neq 0$, and $b^2 - 4ac \geq 0$

Conversions

1 yard = 3 feet = 36 inches

1 mile = 1,760 yards = 5,280 feet

1 acre = 43,560 square feet

1 hour = 60 minutes

1 minute = 60 seconds

1 liter = 1000 milliliters = 1000 cubic centimeters

1 meter = 100 centimeters = 1000 millimeters

1 kilometer = 1000 meters

1 gram = 1000 milligrams

1 kilogram = 1000 grams

1 cup = 8 fluid ounces

1 pint = 2 cups

1 quart = 2 pints

1 gallon = 4 quarts

1 pound = 16 ounces

1 ton = 2,000 pounds